



# USB-C Dual-View Mini Dock

---

USER MANUAL

**UH3231**

## EMC INFORMATION

Federal Communication Commission Interference Statement: This equipment has been tested and found to comply with the limits for a Class B digital service, pursuant to Part 15 of the FCC rules. These limits are designed to provide reasonable protection against harmful interference in a residential installation. Any changes or modifications made to this equipment may void the user's authority to operate this equipment. This equipment generates, uses, and can radiate radio frequency energy. If not installed and used in accordance with the instructions, may cause harmful interference to radio communications. However, there is no guarantee that interference will not occur in a particular installation. If this equipment does cause harmful interference to radio or television reception, which can be determined by turning the equipment off and on, the user is encouraged to try to correct the interference by one or more of the following measures:

Reorient or relocate the receiving antenna;

Increase the separation between the equipment and receiver;

Connect the equipment into an outlet on a circuit different from that which the receiver is connected;

Consult the dealer/an experienced radio/television technician for help.

**FCC Caution:** Any changes or modifications not expressly approved by the party responsible for compliance could void the user's authority to operate this equipment.

This device complies with Part 15 of the FCC Rules. Operation is subject to the following two conditions:

- (1) this device may not cause harmful interference, and
- (2) this device must accept any interference received, including interference that may cause undesired operation.

### KCC Statement

유선 제품용 / A 급 기기 ( 업무용 방송 통신 기기 )

이 기기는 업무용 (A 급) 전자파적합기기로서 판매자 또는 사용자는 이점을 주의 하시기 바라며, 가정 외의 지역에서 사용하는 것을 목적으로 합니다.

### RoHS

This product is RoHS compliant.



# UH3231 USER MANUAL

## ONLINE REGISTRATION

International	<a href="http://eservice.aten.com">http://eservice.aten.com</a>
---------------	---

## TELEPHONE SUPPORT

International	886-2-8692-6959
China	86-400-810-0-810
Japan	81-3-5615-5811
Korea	82-2-467-6789
North America	1-888-999-ATEN ext 4988
United Kingdom	44-8-4481-58923

## TECHNICAL SUPPORT

- ◆ For international online technical support – including troubleshooting, documentation, and software updates:  
**<http://eservice.aten.com>**
- ◆ For North American technical support:

Email Support		<a href="mailto:support@aten-usa.com">support@aten-usa.com</a>
Online Technical Support	Troubleshooting Documentation Software Updates	<a href="http://support.aten.com">http://support.aten.com</a>
Telephone Support		1-888-999-ATEN ext 4998

## PACKAGE CONTENTS

The UH3231 USB-C Dual-View Mini Dock package contains the following items:

- ◆ 1 UH3231 USB-C Dual-View Mini Dock
- ◆ 1 USB-C to USB-C Cable (1 m)
- ◆ 1 User Instructions\*

Check to make sure that all the components are present and that nothing got damaged in shipping. If you encounter a problem, contact your dealer.

Read this manual thoroughly and follow the installation and operation procedures carefully to prevent any damage to the unit, and/or any of the devices connected to it.

---

\* Features may have been added to the UH3231 since this manual was printed. Please visit our website to download the most up-to-date version of the manual.

---

Copyright © 2017 ATEN® International Co., Ltd.®  
Manual Date: 2017-03-06

ATEN and the ATEN logo are trademarks of ATEN International Co., Ltd. All rights reserved. All other trademarks are the property of their respective owners.

## OVERVIEW

The ATEN UH3231 is a USB-C Dual-View Mini Dock which transforms your USB-C device to a dual monitor workstation. It's compliant with the latest USB 3.1 Gen 1 Type-C specifications and supports a variety of video converters that can convert HDMI, DVI or VGA outputs for use in dual display mode. The UH3231 can route video from the source device to two DisplayPort monitors, splitting the video transmission for a dual-view display via a single cable while maintaining a high quality resolution up to 1080p.

The UH3231 USB-C Dual-View Mini Dock uses USB-C connections to create high-speed and reliable transfers between a laptop or computer with the ability to connect up to 128 additional peripherals, including Dual DP and USB 3.1 devices. The UH3231's slim and light design makes it ideal to maximize your workspace and travel with for business on the go.

## FEATURES

- ◆ Connects a computer to two DisplayPort monitors with Dual-View output
- ◆ USB 3.1 Gen 1 compliant
- ◆ Supports 4K (UHD) resolutions via single display output
- ◆ Supports dual-display video output up to 1920 x 1080 simultaneously\*
- ◆ USB 3.1 Gen 1 port with data transfer rates up to 5 Gbps
- ◆ Supports variety of video converters via DisplayPort Dual-Mode standard
- ◆ Plug and Play – no drivers or external power adapter needed

---

\*Mac computers only support a single-view output.

---

# SYSTEM REQUIREMENTS

## HARDWARE

- ◆ USB Type-C or Thunderbolt™ 3 USB Type-C compatible computer\*
- ◆ Two DisplayPort™ v1.2a / v1.1a monitors
- ◆ A USB Keyboard, Mouse or other USB peripheral device

---

\*The video card or video source requires DisplayPort 1.2a with MST+HBR2 compatibility to support video output under extended mode. The video card or video source also must support DVI and HDMI pass-through to use DVI/HDMI adapters.

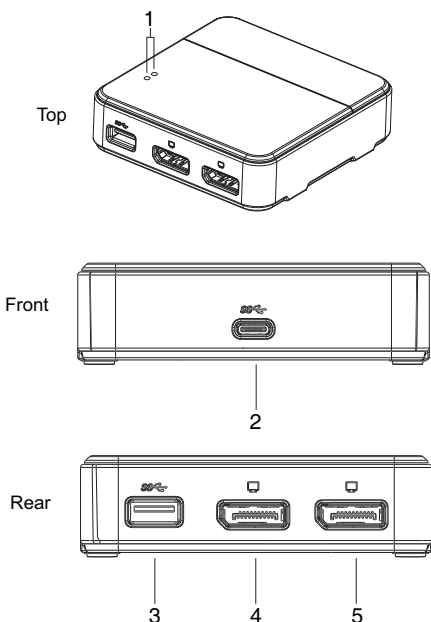
---

## SOFTWARE

- ◆ Windows® 10
- ◆ Mac iOS 10.12

# COMPONENTS

## UH3231



No.	Component	Description
1	Power / Status LED	This LED lights Blue to indicate the UH3231 is powered on, or Orange to indicate that the UH3231 isn't receiving sufficient power from the computer to supply power to the device connected to the USB 3.0 port.
2	USB 3.1 Gen 1 Type-C Port	This port is used to connect a USB Type-C or Thunderbolt™ 3 USB Type-C compatible computer.
3	USB 3.1 Gen 1 Type-A Port	Use this port to connect a USB 2.0/3.0 device (keyboard, mouse, peripheral or adapter) to the UH3231.
4	DisplayPort 1	Connect a DisplayPort™ v1.2a or v1.1a monitor to this port.
5	DisplayPort 2	Connect a second DisplayPort™ v1.2a or v1.1a monitor to this port.



## INSTALLATION



1. Make sure that the power to any device that you connect to the installation has been turned off.
2. Make sure that all devices you will be installing are properly grounded.

To setup the UH3231, use the diagram on the next page (the numbers in the diagram correspond with the numbered instructions below), and do the following:

1. Use the USB-C to USB-C cable (included with the package) to connect the computer's USB-C port to the UH3231.\*

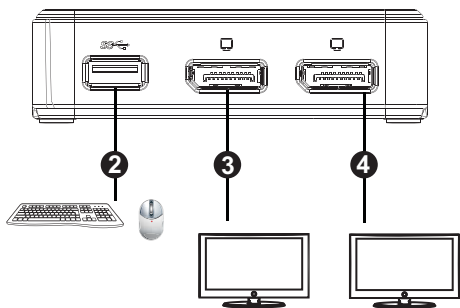
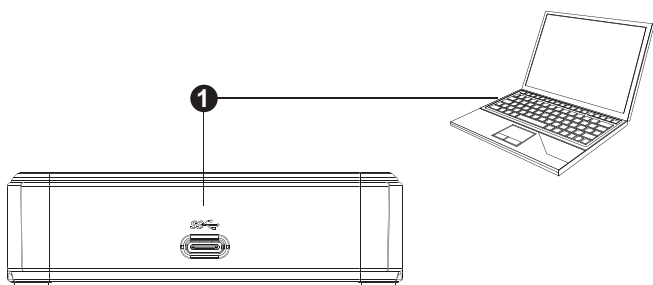
---

**Note:**

1. To ensure a good connection, check that the Power LED on the top of the UH3231 is on.
2. When the LED on the top of the UH3231 lights orange, please connect an AC adapter to the USB device connected to the USB 3.1 Type-A port. The orange light indicates that the computer connected to the USB 3.1 Type-C port cannot provide enough power for the USB device.

---

2. Connect a USB 2.0/3.1 device (keyboard/mouse/peripheral/adapter) to the USB 3.1 Type-A port on the UH3231.
3. Connect a DisplayPort cable from the monitor to the DisplayPort 1 port on the UH3231.
4. Connect a second DisplayPort cable from the monitor to the DisplayPort 2 port on the UH3231.
5. Power on the computer and monitors.



# SPECIFICATIONS

Function		UH3231	
Computer Connections		1 Direct	
<b>Connectors</b>			
Computer		1 x USB-C Female (Black)	
Device		1 x USB 3.1 Gen 1 Type A Female (Blue)	
Video Output		2 x DisplayPort Female (Black)	
<b>LEDs</b>			
Power		1 (Blue/Orange)	
Video Resolution	Single View	DisplayPort	3840 x 2160 @ 30 Hz
	Dual View	DisplayPort 1	1920 x 1200 @ 60 Hz
		DisplayPort 2	1920 x 1200 @ 60 Hz
	DP++	*The UH3231 supports DP++ standard for using optional active/passive video adapters to convert DP signals to DVI/HDMI.	
<b>Power</b>			
Consumption		DC 5 V, 15 W	
<b>Package Contents</b>		1 x USB-C Cable (1 m)	
<b>Environmental</b>			
Operating Temperature		0–40° C	
Storage Temperature		-20–60° C	
Humidity		0–80% RH, Non-condensing	
<b>Physical Properties</b>			
Housing		Plastic	
Weight		0.18 kg	
Dimensions (L x W x H)		9.37 x 9.30 x 2.68 cm	

## **LIMITED WARRANTY**

IN NO EVENT SHALL THE DIRECT VENDOR'S LIABILITY EXCEED THE PRICE PAID FOR THE PRODUCT FROM THE DIRECT, INDIRECT, SPECIAL, INCIDENTAL OR CONSEQUENTIAL DAMAGES RESULTING FROM THE USE OF THE PRODUCT, DISK OR ITS DOCUMENTATION.

The direct vendor makes no warranty or representation, expressed, implied, or statutory with respect to the contents or use of this documentation, and specially disclaims its quality, performance, merchantability, or fitness for any particular purpose.

The direct vendor also reserves the right to revise or update the device or documentation without obligation to notify any individual or entity of such revisions, or update. For further inquires please contact your direct vendor.